

MODEL

**EMX55CLC**


embraco





## APPROVALS




 **ENGINEERING CODE**  
711UA92


 **APPROVED REFRIGERANT**  
R-600a


 **POWER SUPPLY**  
220-240 V 50 Hz

 **STANDARD CONDITIONS**  
CECOMAF

 **APPLICATION**  
LBP

 **COOLING CAPACITY**  
117 W

 **EFFICIENCY**  
1.35 W/W

 **MOTOR TYPE**  
RSCR

 **STARTING TORQUE**  
LST

## DATA

## General Data

Type	Hermetic reciprocating
Technology Type	On-Off
Displacement	9.04 cm <sup>3</sup>
Compressor Cooling	Static
Expansion Device	Capillary Tube
Horse Power	1/6 hp
Max Condensing Pressure Operating	8.69 bar
Max Condensing Pressure Peak	10.88 bar
Power Supply	220-240 V 50 Hz
Evaporating Temperature Range	-35 °C to -10 °C

## Electrical Data

Motor type	RSCR
Starting Torque	LST
Start Winding Resistance	16.55 Ω at 25° C
Run Winding Resistance	25 Ω at 25° C

## Mechanical Data

Maximum Recommended Refrigerant Charge	150 g
Oil Charge	150 ml
Oil Type Configuration	Alkylbenzene
Oil Type Viscosity	ISO5
Pressurization	Light vacuum
Weight	7.8 Kg
Free Internal Volume	1.5 L

## Electrical Components

	Description
Starting Device	PTC   PTC 230V
Motor Protection	External 3/4" AE18BQ8

## External Characteristics

Base Plate	European	
Tray Holder	No	
Height	171 mm	
Connector	Internal Diameter	Shape
Suction	6.1 mm	Slanted 42°
Discharge	5.1 mm	Straight
Process	6.1 mm	Slanted 46°

## PERFORMANCE

## Rated Points

Condensing Temperature	Evaporating Temperature	Cooling Capacity	Power Consumption	Current	Gas Flow Rate	Efficiency
55.00°C	-25.00°C	117 W	87 W	0.47 A	1.52 kg/h	1.35 W/W

Test Condition: CECOMAF, Static, Return Gas 32°C, Evaporation -25.00°C, Condensing 55.00°C, Ambient 32°C, Liquid 55°C. Data in accordance to CECOMAF guideline polynomial curve.

## Performance Curve Data

### Condensing Temperature 35°C

Evaporating Temperature °C	Cooling Capacity W	Power W	Current A	Gas Flow Rate kg/h	Efficiency W/W
-35	87	64	0.35	0.93	1.36
-30	115	74	0.38	1.24	1.56
-25	149	83	0.41	1.63	1.8
-20	192	92	0.44	2.10	2.08
-15	242	101	0.48	2.66	2.41
-10	301	109	0.52	3.31	2.76

Test Condition: CECOMAF, Static, LBP. Data in accordance to CECOMAF guideline polynomial curve.

### Condensing Temperature 45°C

Evaporating Temperature °C	Cooling Capacity W	Power W	Current A	Gas Flow Rate kg/h	Efficiency W/W
-35	76	63	0.38	0.87	1.2
-30	102	74	0.41	1.19	1.39
-25	135	85	0.44	1.59	1.59
-20	175	96	0.48	2.08	1.82
-15	222	108	0.53	2.65	2.07
-10	277	119	0.57	3.32	2.33

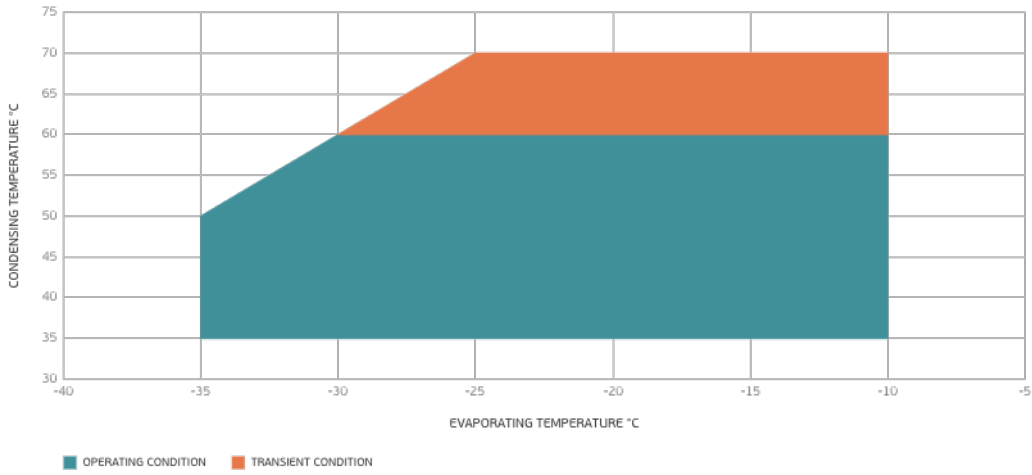
Test Condition: CECOMAF, Static, LBP. Data in accordance to CECOMAF guideline polynomial curve.

### Condensing Temperature 55°C

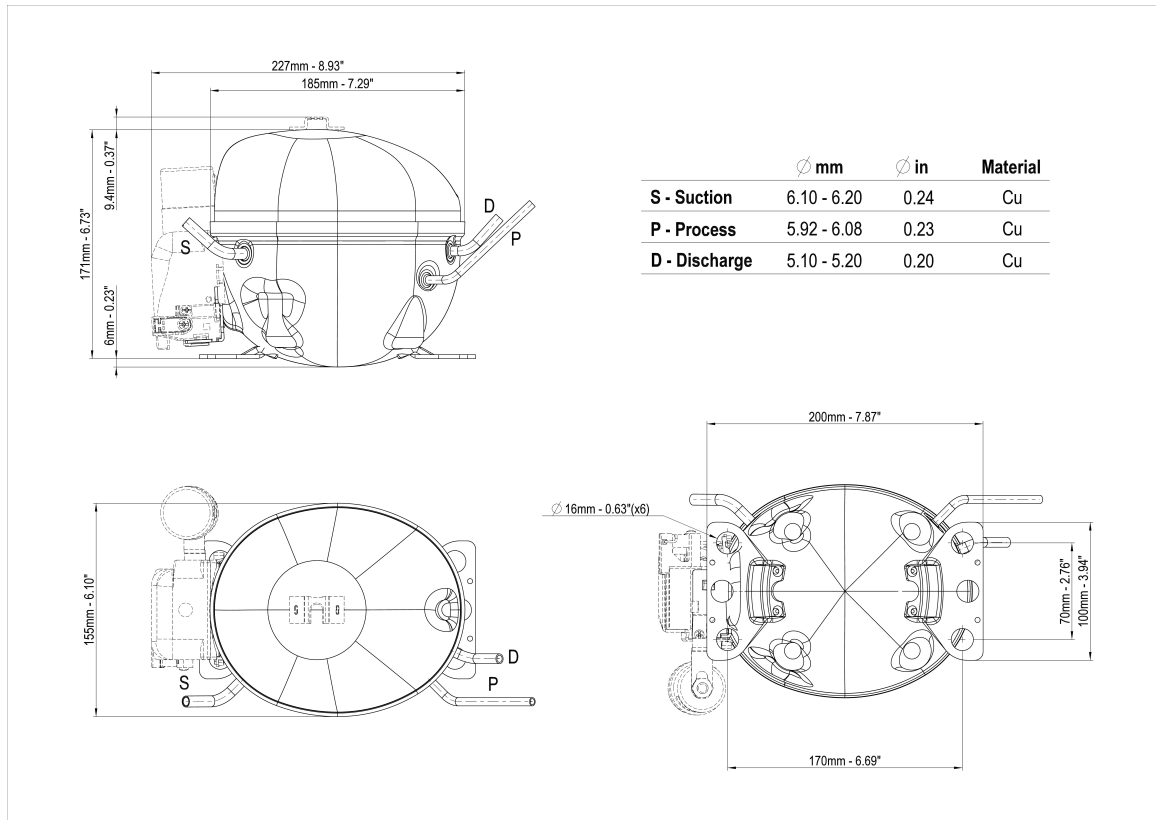
Evaporating Temperature °C	Cooling Capacity W	Power W	Current A	Gas Flow Rate kg/h	Efficiency W/W
-35	64	63	0.41	0.80	1.02
-30	88	74	0.44	1.12	1.18
-25	117	87	0.47	1.52	1.35
-20	154	100	0.51	2.01	1.53
-15	197	114	0.56	2.58	1.72
-10	246	129	0.62	3.25	1.91

Test Condition: CECOMAF, Static, LBP. Data in accordance to CECOMAF guideline polynomial curve.

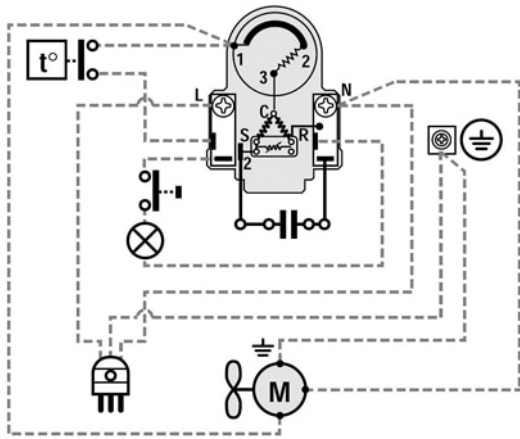
## Operating Envelope



## External Dimensions



## Wiring Diagram



## Assembly Instructions

